

# Tabula EUR HY Bond Paris-aligned Climate UCITS ETF (EUR) - Accumulating | THEP

EUR high yield exposure addressing climate, ESG and liquidity concerns



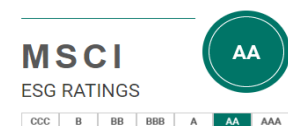
<b>NAV:</b>	EUR9.071
<b>Fund assets:</b>	EUR63.4m
<b>Group assets:</b>	US\$961.9m

## Index information

<b>Index:</b>	iBoxx MSCI ESG EUR High Yield Paris-Aligned Capped Index
<b>Index provider:</b>	IHS Markit
<b>Bloomberg index ticker:</b>	IBXXEPAT Index

## Fund information

<b>Ongoing charge:</b>	0.50%
<b>Replication:</b>	Direct
<b>Issuer:</b>	Tabula ICAV
<b>Investment manager:</b>	Tabula Investment Management Ltd
<b>Administration:</b>	HSBC Continental Europe
<b>Custody:</b>	HSBC France (HBF) Dublin Branch
<b>Fund inception:</b>	26 January 2022
<b>Share class inception:</b>	26 January 2022
<b>Income treatment:</b>	Accumulating
<b>Domicile:</b>	Ireland
<b>Base currency:</b>	EUR
<b>Share class currency:</b>	EUR
<b>ISIN:</b>	IE000V6NHO66
<b>UK distributor/reporting status:</b>	Yes
<b>ISA &amp; SIPP eligible:</b>	Yes
<b>Registered countries:</b>	AT, CH, DE, DK, ES, FI, FR, IT, IE, LU, NL, NO, PT, SE, UK



Capital is at risk. The value of your investment may go down as well as up and you may not get back the amount you invested. Investors should read the key risks section of this document, Key Investor Information Document and Prospectus prior to investing.

## Investment objective

The Tabula EUR HY Bond Paris-aligned Climate UCITS ETF (EUR) - Accumulating (the Fund) aims to track the iBoxx MSCI ESG EUR High Yield Paris-Aligned Capped Index (IBXXEPAT Index), less fees and expenses.

## About the index

The IBXXEPAT Index aims to provide liquid and diversified exposure to EUR-denominated HY bonds, with a focus on both climate and broader ESG. To meet the criteria for an EU Paris-aligned benchmark, it targets 50% lower GHG emissions than the Euro high yield market (as represented by iBoxx EUR High Yield 3% Issuer Cap Custom Index) and reduces its GHG emissions by 7% per annum. It also excludes issuers in violation of social norms (e.g. the UN Global Compact), involved with controversial weapons, fossil fuels (revenue thresholds) or tobacco or causing significant environmental harm. To enhance ESG characteristics, the index applies additional screens (alcohol, adult entertainment, gambling, conventional weapons, civilian firearms, nuclear power, GMO, nuclear weapons and cannabis). It also overweights issuers with strong or improving ESG ratings and vice versa.

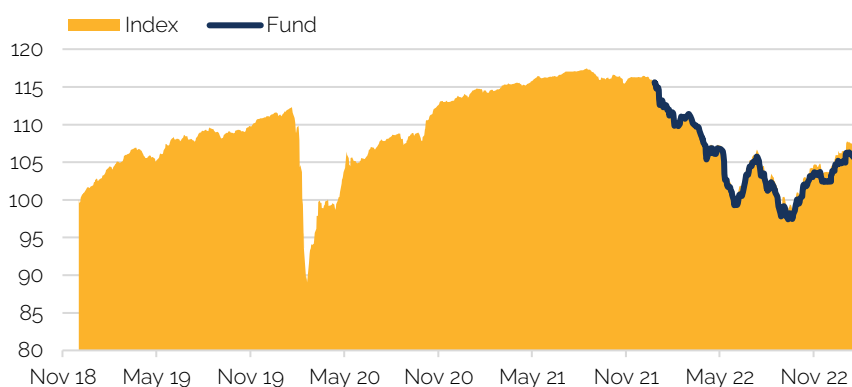
The Index applies a strict liquidity filter and aims to keep sector exposures close to its parent index.

A detailed methodology is available in the documents section of [tabulaim.com](http://tabulaim.com)

## Investment process

The ETF invests in a portfolio of corporate bonds that reflects the composition of the index as far as practicable and meets the EU criteria for Paris-aligned Benchmarks.

## Performance



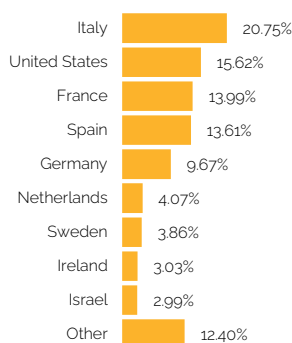
	Dec 17 – Dec 18	Dec 18 – Dec 19	Dec 19 – Dec 20	Dec 20 – Dec 21	Dec 21 – Dec 22
Share class:	n/a	n/a	n/a	n/a	n/a
Index:	n/a	n/a	2.0%	2.8%	-10.8%

	YTD	1m	1y	3y (ann.)	5y (ann.)	Since fund inc. (ann.)	Since share class inc. (ann.)	Vol	Sharpe ratio
Share class:	2.4%	-0.1%	-5.8%	n/a	n/a	-7.4%	-8.6%	-8.6%	n/a
Index:	2.5%	-0.2%	-4.7%	-0.8%	n/a	-8.1%	-8.1%	5.5%	0.27

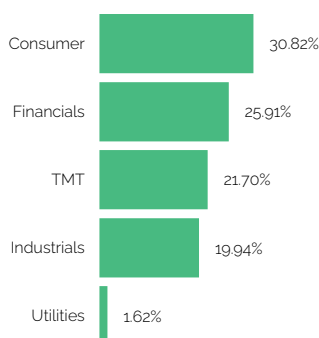
Data: Tabula IM/S&P Global (IHS Markit), 28 February 2023. Volatility and Sharpe ratio are calculated since index inception. Index data is not available prior to 31 December 2018. Index performance represents a composite of the parent index prior to 1 January 2021 and the ETF index from this date. The figures shown relate to past performance. Past performance is not a reliable indicator of future results.

## Fund composition

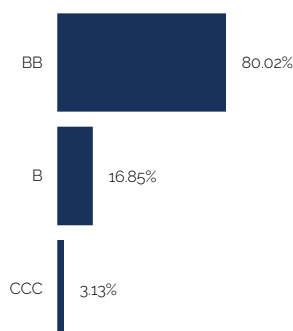
### Credit exposure - country



### Credit exposure - sector



### Credit exposure - rating



For fund holdings, please visit [tabulaim.com](http://tabulaim.com)

Data: Tabula IM/Bloomberg. Composition data as at 01 March 2023. Sector weight excludes cash or cash-like securities. Yield and duration are based on post month-end rebalance values.

Sustainability disclosures as at 31 December 2022

Climate metrics data: S&P Global (IHS Markit), MSCI. GHG emissions represent gross scope 1, 2 and 3 greenhouse gas emissions. Parent index is the iBoxx EUR High Yield 3% Issuer Cap Custom Index. YoY reduction is as of the most recent semi-annual reduction in January and July.

There is no guarantee that the yield stated will be achieved.

## Key metrics

No. of bonds:	217
No. of issuers:	125
Average duration (yrs):	3.15
Average maturity (yrs):	3.67
Estimated 12m yield (gross):	6.92%
Average credit rating:	BB

## Sustainability disclosures

Sustainability overview	This fund aims to reduce carbon emissions in Euro high yield bond allocations, in alignment with the Paris Agreement. It achieves this by replicating, as far as possible and practical, the Markit iBoxx MSCI ESG EUR High Yield Paris-Aligned Capped Index, an EU Paris-aligned Benchmark (PAB).
SFDR classification	Article 9
Minimum % sustainable investments	70%
PAIs considered	Yes
Minimum alignment with EU taxonomy	0%
Exclusions	Violation of social norms (including UNGC) Controversial weapons Tobacco Significant environmental harm Fossil fuels (revenue thresholds) Alcohol Adult entertainment Cannabis (recreational) Conventional weapons Civilian firearms Gambling Genetically modified organisms
ESG data provider	MSCI ESG

## Climate metrics

	Weighted average GHG emissions	GHG emissions reduction vs parent index	YoY GHG emissions reduction
Share class:	9.8 M T CO <sub>2</sub> e	51.8%	-
Index:	9.9 M T CO <sub>2</sub> e	51.3%	7.0%
Parent index:	20.4 M T CO <sub>2</sub> e	-	-

## Share class information

Exchange:	Xetra	Borsa Italiana	BX Swiss
Trading hours:	0900 to 1730 CET	0900 to 1730 CET	0900 to 1730 CET
Trading currency:	EUR	EUR	EUR
Exchange ticker:	THEP	THEP	THEP
Bloomberg ticker:	THEP GY	THEP IM	THEP SW
RIC:	THEP.DE	THEP.MI	THEP.S
SEDOL/VALOR:	-	-	56748164
WKN:	A3DB9C	A3DB9C	A3DB9C

## Key risks

- **No capital protection:** The value of your investment may go down as well as up and you may not get back the amount you invested.
- **Liquidity risk:** Lower liquidity means there are insufficient buyers or sellers to allow the Sub-Fund to sell or buy investments readily. Neither the Index provider nor the issuer make any representation or forecast on liquidity.
- **Counterparty risk:** The Sub-Fund may incur losses if any institution providing services such as safekeeping of assets or acting as a derivatives counterparty becomes insolvent.
- **ESG screening:** The environmental, social and governance screening criteria are embedded with the index selection process, which seeks to exclude bonds issued by companies involved in certain activities. The investment manager is not responsible for monitoring the screening process or confirming that all bonds which pass the screening process are issued by companies with adequate environmental, social or governance standards.

## A differentiated ETF issuer

Tabula is the leading independent fixed income ETF provider in Europe, with a strong focus on sustainability and ESG. We offer a growing range of differentiated fixed income strategies, with a unique approach and deep ETF expertise.

We were founded to address the underserved market in passive fixed income and credit. We have a track record of growth with large blue-chip partners.

To find out more, please contact us:

Tabula Investment Management Limited  
55 Strand, London, WC2N 5LR

Phone: +44 20 3909 4700  
Email: IR@tabulagroup.com

## Key risks (continued)

- **Credit risk:** The issuer of a financial asset held within the Fund may not pay income or repay capital to the Sub-Fund when due.
- **High yield securities risk:** The prices of high yield bonds are likely to be more sensitive to adverse economic changes or individual issuer developments than higher rated securities possibly leading to high yield issuers not being able to service their principal and interest payment obligations. The secondary market for securities that are high yield may be less liquid than the markets for higher quality securities.

## Important information

This document is issued by Tabula Investment Management Limited ("Tabula"), on behalf of Tabula ICAV, an umbrella Irish collective asset-management vehicle incorporated in Ireland, authorised and regulated by the Financial Conduct Authority ("FCA"). Tabula is a private limited company registered in England and Wales (Registered no. 11286661). Registered address: 10 Norwich Street, London EC4A 1BD. Business address: 6th Floor, 55 Strand, London WC2N 5LR. The ETFs referenced in this document (each a "Fund") are open-ended investment sub-funds of Tabula ICAV, which has variable capital, having segregated liability between its funds, and is organised under the laws of Ireland and authorised by the Central Bank of Ireland.

In certain EU jurisdictions this document is issued on behalf of KBA Investments Limited ("KBA"). KBA is licensed in terms of the Investment Services Act (Cap 370) as an Investment Firm and regulated by the Malta Financial Services Authority (Authorisation ID KIL2-IF-16174). KBA Investments Limited ("KBA") is distributor for all funds under the Tabula ICAV umbrella. Registered Office: Trident Park, Notabile Gardens, No 2 - Level 3, Zone 2, Central Business District, Birkirkara, Malta. Registered in Malta No. Cg7015. A list of EU jurisdiction where KBA acts as distributor is available here: <https://www.mfsa.mt/financial-services-register/>. For further details please contact IR@tabulagroup.com.

This is a marketing communication. It is not investment advice and is not an offer to sell or solicitation of an offer to buy any investment. Any decision to invest should be based solely on the Prospectus, Key Investor Information Document (KIID) and the latest half-yearly and/or annual report, available from your broker, financial advisor or at tabulagroup.com. This document is for Professional Clients (as defined by the FCA or MiFID Rules) and Qualified Investors only and should not be relied upon by any other persons. It is not for persons who are resident in the United States, Canada or any province or territory thereof, or in any other jurisdiction where the Fund is not authorised or registered for distribution. This document is for Professional Clients (as defined by the FCA or MiFID Rules) and Qualified Investors only and should not be relied upon by any other persons who are resident in the United States, Canada or any province or territory thereof, or in any other jurisdiction where the Fund is not authorised or registered for distribution. You should satisfy yourself as to the full observance of the laws of any country that might be relevant to the subscription, purchase, holding, exchange, redemption or disposal of any investment. Tabula has not considered the suitability of this investment against your individual needs and risk tolerance. No provider of information presented here, including index and ratings information, is liable for damages or losses arising from use of their information or for any losses relating to the accuracy, or completeness of such information. No warranty of accuracy is given and no liability in respect of any error or omission is accepted. The information in this document, especially as regards portfolio construction and parameter, reflects the current thinking of Tabula, and may be changed without further notice to you and should not be relied on for investment decisions. Investment in the products mentioned in this document may not be suitable for all investors. Past performance is not a guide to future performance and should not be the sole factor of consideration when selecting a product. The price of the investments may go up or down and the investor you may not get back the amount invested. Your income is not fixed and may fluctuate. The value of investments involving exposure to foreign currencies can be affected by exchange rate movements. We remind you that the levels and bases of, and reliefs from, taxation may change. In respect of the products mentioned this document is intended for information purposes only and does not constitute investment advice or an offer to sell or a solicitation of an offer to buy the securities described within.

The Fund has appointed as Swiss representative Waystone Services (Switzerland) SA, Av. Villamont 17, 1005 Lausanne, Switzerland, Tel: +41 21 311 17 77, email: [switzerland@waystone.com](mailto:switzerland@waystone.com). The Fund's Swiss paying agent is Banque Cantonale de Genève. The Prospectus, the Key Investor Information Documents, the Instrument of Incorporation as well as the annual and semi-annual reports may be obtained free of charge from the Swiss Representative in Lausanne. In respect of the Shares distributed in or from Switzerland, the place of performance and jurisdiction is at the registered office of the Swiss Representative. The issue and redemption prices are published at each issue and redemption on [www.swissfunddata.ch](http://www.swissfunddata.ch).

The iBoxx MSCI ESG EUR High Yield Paris Aligned Capped Index and the iBoxx EUR High Yield 3% Issuer Cap Custom Index referenced herein are the property of Markit Indices Limited and are used under licence.

The ETF referred to herein is not sponsored, endorsed, or promoted by MSCI ESG Research LLC or its affiliates ("MSCI") and it bears no liability with respect to the Fund ETF. Marks used herein are subject to license from MSCI. All goodwill and use of Marks inures to the benefit of MSCI. No other use of the Marks is permitted without a license from MSCI.

© 2023 Tabula Investment Management Limited®