

Tabula Haitong Asia ex-Japan HY Corp USD Bond ESG UCITS ETF (USD) Accumulating

ESG exposure to liquid Asia ex-Japan High Yield corporate bonds



Net Asset Value: USD 6.218
30 November 2022

Capital is at risk. The value of your investment may go down as well as up and you may not get back the amount you invested.

Investors should read the key risks section of this document, Key Investor Information Document and Prospectus prior to investing.

Investment objective

The Tabula Haitong Asia ex-Japan High Yield Corp USD Bond ESG UCITS ETF (USD) Accumulating (the Fund) aims to track the iBoxx MSCI ESG USD Asia ex-Japan High Yield Capped Index (IBXXUJXT Index), less fees and expenses.

About the index

The Index provides exposure to USD-denominated Asia ex-Japan HY bonds that meet the requirements for a EU SFDR Article 8 benchmark. The Index applies ESG filters to Asia ex-Japan high yield bonds with remaining time to maturity of at least 1 year and an issuer notional of at least US\$400m.

The Index uses data provided by MSCI ESG Research to exclude issuers in violation of social norms (including the UN Global Compact), involved with controversial weapons or tobacco, causing significant environmental harm or with revenues from oil, gas, coal and energy intensive electricity above certain thresholds. In addition, an ESG tilt and momentum factor is applied.

The Index has a 3% issuer cap and 50% sector cap, where excess weights are redistributed proportionately to the remaining bonds. Sector exposures are managed within 5% of the parent index. The +/- 5% sector weights are applied to the Index after the liquidity filters but before the ESG screens, tilt and momentum factors.

A detailed methodology is available in the documents section of tabulaim.com.

TAHY
LSE & BX Swiss

USD 243.8m
AuM

0.60%
Ongoing charge

Index information

Index:	iBoxx MSCI ESG USD Asia ex-Japan High Yield Capped Index
Index provider:	IHS Markit
Bloomberg index ticker:	IBXXUJXT Index

Fund information

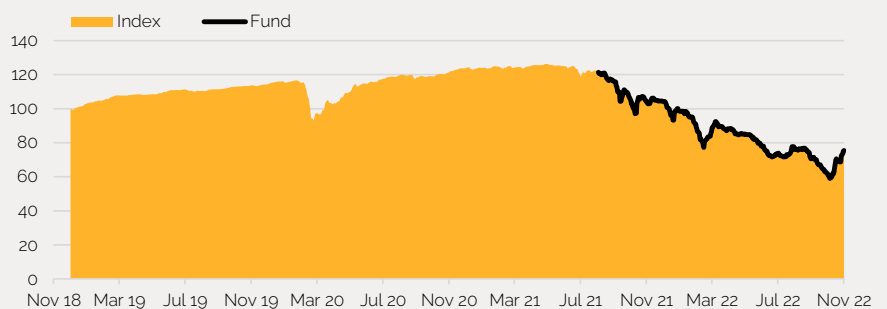
Replication:	Direct
Issuer:	Tabula ICAV
Investment manager:	Haitong International Asset Management (HK) Ltd
Administration:	HSBC Continental Europe
Custody:	HSBC France (HBFRR) Dublin Branch
Fund inception:	02 September 2021
Share class inception:	02 September 2021
Income treatment:	Accumulating
Domicile:	Ireland
Base currency:	USD
Share class currency:	USD
ISIN:	IE000LZC9NM0
UK distributor/reporting status:	Yes
ISA & SIPP eligible:	Yes
Registered countries:	AT, CH, DE, DK, ES, FI, FR, IT, IE, LU, NL, NO, PT, SE, UK
SFDR classification:	Article 8



Investment process

The ETF invests in a portfolio of corporate bonds that reflects the composition of the Index as far as practicable, less fees and expenses.

Performance



	Sep 17 - Sep 18	Sep 18 - Sep 19	Sep 19 - Sep 20	Sep 20 - Sep 21	Sep 21 - Sep 22
Share class:	n/a	n/a	n/a	n/a	-39.3%
Index:	n/a	n/a	6.2%	-2.0%	-39.1%

	YTD	1m	1y	3Y (ann.)	5Y (ann.)	Since fund inc.	Since share class inc.	Volatility	Sharpe Ratio
Share class:	-27.6%	22.5%	-27.8%	n/a	n/a	-31.7%	-31.7%	n/a	n/a
Index:	-27.0%	23.4%	-27.1%	-12.6%	n/a	-31.4%	-31.4%	12.4%	-0.55

Data: Tabula IM/IHS Markit, 30 November 2022. Volatility and Sharpe ratio are calculated since inception. Index performance data is not available prior to 31 December 2018. Fund performance will be presented when the fund has a 12-month performance track record.

The figures shown relate to past performance. Past performance is not a reliable indicator of future results.

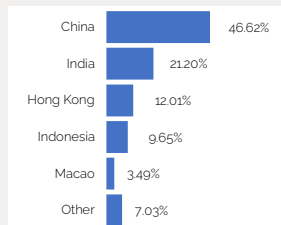
Fund Composition

Key metrics

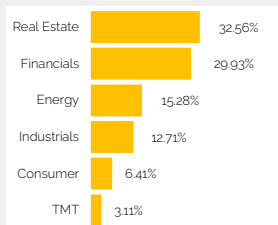
No. of bonds:	165
No. of issuers:	71
Average duration (yrs):	2.54
Average maturity (yrs):	3.09
Estimated 12m yield (gross):	19.91%
Average credit rating:	BB

For fund holdings please visit tabulaim.com

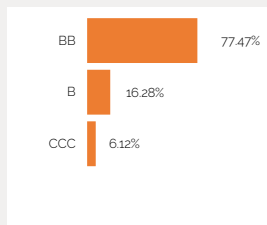
Credit exposure - country



Credit exposure - sector



Credit exposure - rating



Data: Tabula IM/IHS Markit, 01 December 2022. Note that sector weight excludes cash or cash-like securities. Yield and duration are based on post month-end rebalance values.

Listing Information

Exchange:	LSE	BX Swiss
Trading hours:	0800 to 1630 GMT	0900 to 1730 CET
Trading currency:	USD	USD
Exchange ticker:	TAHY	TAHY
Bloomberg ticker:	TAHY LN	TAHY SW
RIC:	TAHY.L	TAHY.S
SEDOL/VALOR:	BMYGQB0	113561061
WKN:	A3CU59	A3CU59

Key risks

- No capital protection: The value of your investment may go down as well as up and you may not get back the amount you invested.
- Liquidity risk: Lower liquidity means there are insufficient buyers or sellers to allow the Sub-Fund to sell or buy investments readily. Neither the Index provider nor the issuer make any representation or forecast on liquidity.
- Counterparty risk: The Sub-Fund may incur losses if any institution providing services such as safekeeping of assets or acting as a derivatives counterparty becomes insolvent.
- ESG screening: The environmental, social and governance screening criteria are embedded with the index selection process, which seeks to exclude bonds issued by companies involved in certain activities. The investment manager is not responsible for monitoring the screening process or confirming that all bonds which pass the screening process are issued by companies with adequate environmental, social or governance standards.
- Credit risk: The issuer of a financial asset held within the Fund may not pay income or repay capital to the Sub-Fund when due.
- High yield securities risk: The prices of high yield bonds are likely to be more sensitive to adverse economic changes or individual issuer developments than higher rated securities possibly leading to high yield issuers not being able to service their principal and interest payment obligations. The secondary market for securities that are high yield may be less liquid than the markets for higher quality securities.
- Emerging markets risk: issuers from emerging markets are generally more sensitive to economic and political conditions than developed markets. Other factors include a greater 'liquidity risk', restrictions on investment or transfer of assets, failed/delayed delivery of securities or payments to the Fund and sustainability-related risks.

For more information on the risks to the Sub-Fund, please see the supplement for the Sub-Fund and the prospectus of Tabula ICAV, available on the product pages of tabulagroup.com.

Important information

This document is issued by Tabula Investment Management Limited ("Tabula"), on behalf of Tabula ICAV, an umbrella Irish collective asset-management vehicle incorporated in Ireland, authorised and regulated by the Financial Conduct Authority ("FCA"). Tabula is a private limited company registered in England and Wales (Registered no. 11286661). Registered address: 10 Norwich Street, London EC4A 1BD. Business address: 6th Floor, 55 Strand, London WC2N 5LR. The Tabula Haitong Asia ex-Japan HY Corp USD Bond ESG UCITS ETF (USD) (the "Fund") referenced in this document is a sub-fund of Tabula ICAV, an open-ended investment company with variable capital and segregated liability between its sub-funds, organised under the laws of Ireland and authorised by the Central Bank of Ireland.

In certain EU jurisdictions this document is issued on behalf of KBA Investments Limited ("KBA"). KBA is licensed in terms of the Investment Services Act (Cap 370) as an Investment Firm and regulated by the Malta Financial Services Authority (Authorisation ID KIL2-IF-16174). KBA Investments Limited ("KBA") is distributor for all funds under the Tabula ICAV umbrella. Registered Office: Trident Park, Notabile Gardens, No 2 - Level 3, Zone 2, Central Business District, Birkirkara, Malta. Registered in Malta No. C97015. A list of EU jurisdictions where KBA acts as distributor is available at www.mfsa.mt/financial-services-registry/. For details please contact IR@tabulagroup.com.

This is a marketing communication. It is not investment advice and is not an offer to sell or solicitation of an offer to buy any investment. Any decision to invest should be based solely on the Prospectus, Key Investor Information Document (KIID) and the latest half-yearly and/or annual report, available from your broker, financial advisor or at tabulagroup.com. This document is for Professional Clients (as defined by the FCA or MiFID Rules) and Qualified Investors only and should not be relied upon by any other persons. It is not for persons who are resident in the United States, Canada or any province or territory thereof, or in any other jurisdiction where the Fund is not authorised or registered for distribution. This document is for Professional Clients (as defined by the FCA or MiFID Rules) and Qualified Investors only and should not be relied upon by any other persons. It is not for persons who are resident in the United States, Canada or any province or territory thereof, or in any other jurisdiction where the Fund is not authorised or registered for distribution. You should satisfy yourself as to the full observance of the laws of any country that might be relevant to the subscription, purchase, holding, exchange, redemption or disposal of any investment. Tabula has not considered the suitability of this investment against your individual needs and risk tolerance. No provider of information presented here, including index and ratings information, is liable for damages or losses arising from use of their information or for any losses relating to the accuracy, or completeness of such information. No warranty of accuracy is given and no liability in respect of any error or omission is accepted. The information in this document, especially as regards portfolio construction and parameter, reflects the current thinking of Tabula, and may be changed without further notice to you and should not be relied on for investment decisions. Investment in the products mentioned in this document may not be suitable for all investors. **Past performance is not a guide to future performance and should not be the sole factor of consideration when selecting a product.** **The price of the investments may go up or down and you may not get back the amount invested. Your income is not fixed and may fluctuate. The value of investments involving exposure to foreign currencies can be affected by exchange rate movements.** We remind you that the levels and bases of, and reliefs from, taxation may change. In respect of the products mentioned this document is intended for information purposes only and does not constitute investment advice or an offer to sell or a solicitation of an offer to buy the securities described within.

The Fund has appointed as Swiss representative Waystone Services (Switzerland) SA, Av. Villamont 17, 1005 Lausanne, Switzerland, Tel: +41 21 311 17 77, email: switzerland@waystone.com. The Fund's Swiss paying agent is Banque Cantonale de Genève. The Prospectus, the Key Investor Information Documents, the Instrument of Incorporation as well as the annual and semi-annual reports may be obtained free of charge from the Swiss Representative in Lausanne. In respect of the Shares distributed in or from Switzerland, the place of performance and jurisdiction is at the registered office of the Swiss Representative. The issue and redemption prices are published at each issue and redemption on www.swissfunddata.ch. The Markt iBoxx Asia ex Japan USD Corporates ESG High Yield Index and the Markt iBoxx Asia ex Japan USD Corporates High Yield Index referenced herein is the property of Markt Indices Limited and is used under licence. The funds or securities referred to herein are not sponsored, endorsed, or promoted by MSCI or its affiliates ("MSCI"), and MSCI bears no liability with respect to any such funds or securities or any index on which such funds or securities are based. The Prospectus contains a more detailed description of the limited relationship MSCI has with (Subscriber) and any related funds, as well as additional disclaimers that apply to MSCI data. The MSCI data is the exclusive property of MSCI and may not be reproduced or extracted and used for any other purpose without MSCI's consent. The MSCI data is provided without any warranties of any kind.

The (Prospectus contains a more detailed description of the limited relationship MSCI and its affiliates ("MSCI") has with (Subscriber) and any related funds, as well as disclaimers that apply to MSCI. MSCI's website (www.msci.com) contains more detailed information about MSCI data.

MSCI's website (www.msci.com) contains more detailed information about MSCI data.

The Fund ETF referred to herein is not sponsored, endorsed, or promoted by MSCI ESG Research LLC or its affiliates ("MSCI") and it bears no liability with respect to the Fund ETF. Marks (s) is a/are trademarks or service mark(s) of MSCI and is/are used herein subject to license from MSCI. All goodwill and use of Marks inures to the benefit of MSCI. No other use of the Marks is permitted without a license from MSCI.

© 2022 Tabula Investment Management Limited®